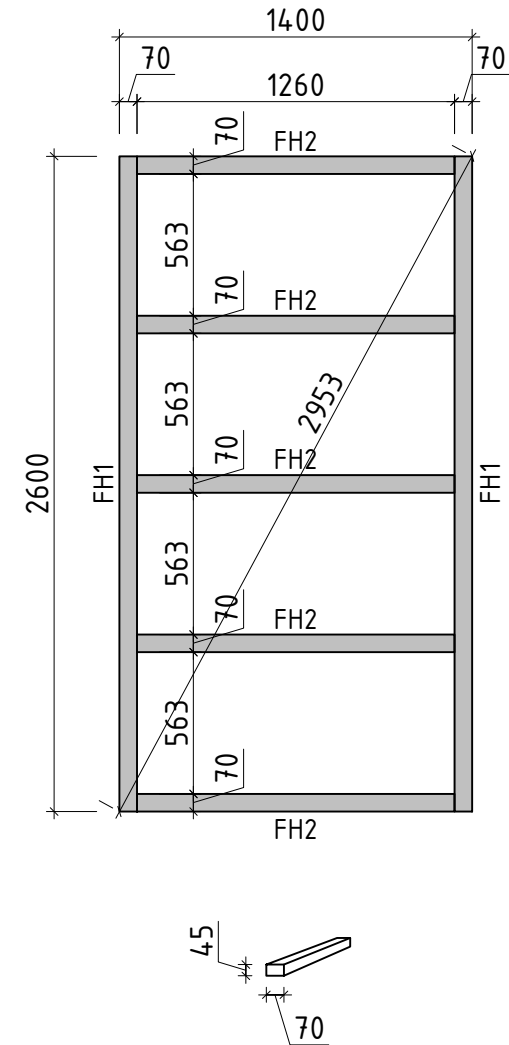
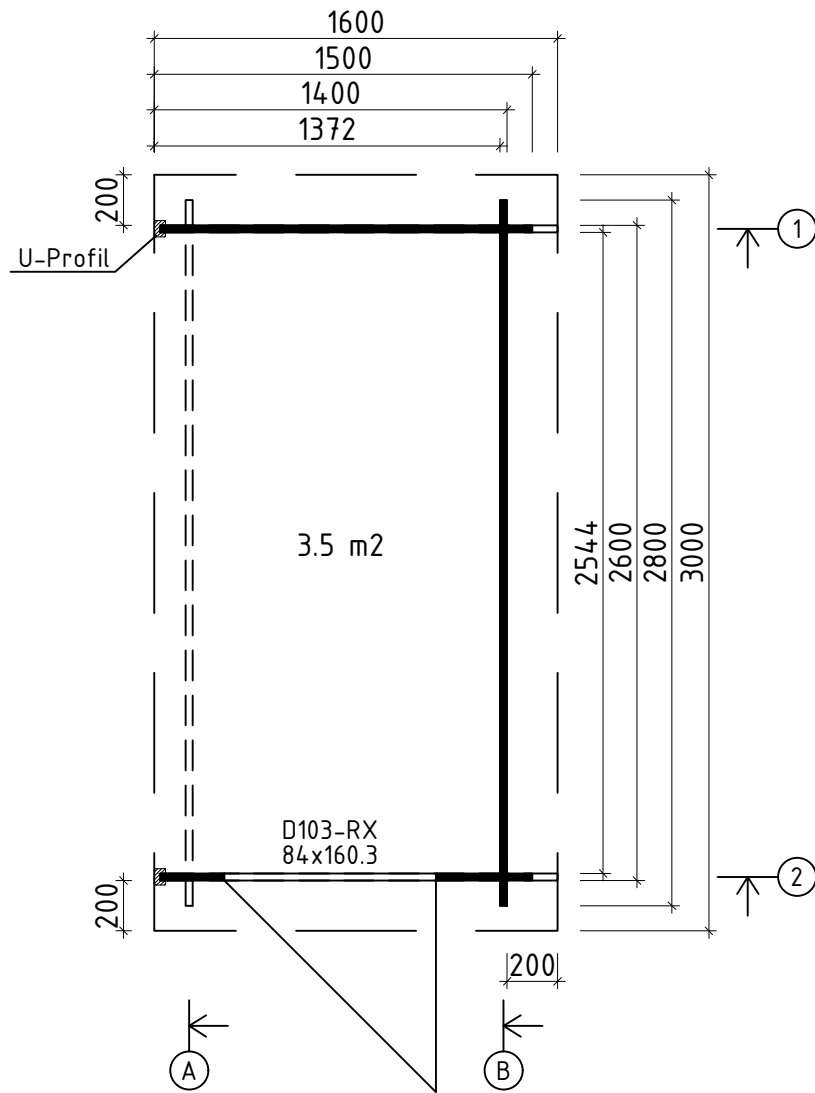
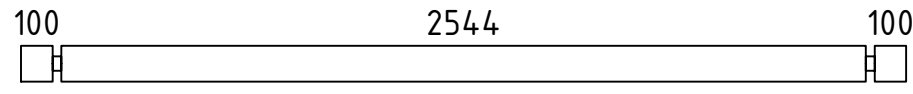
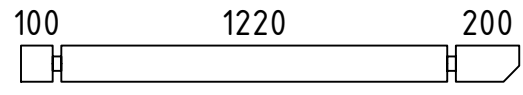
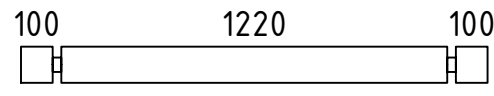
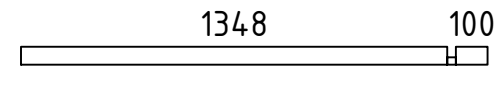
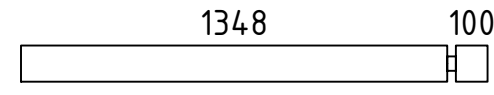
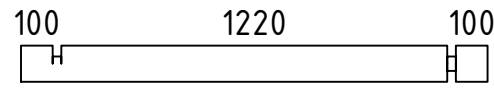
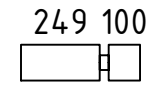
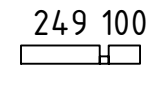




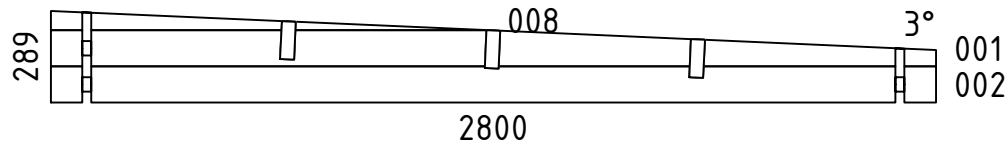
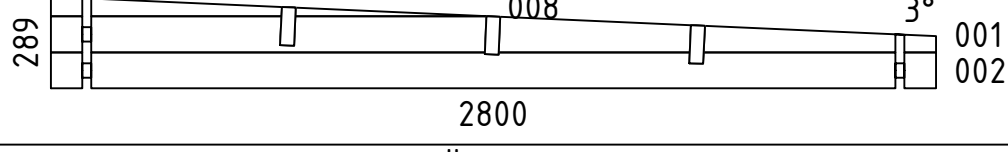
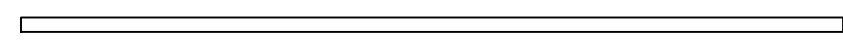
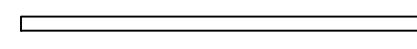
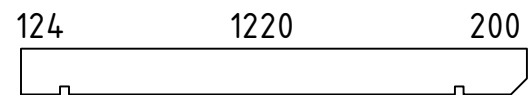
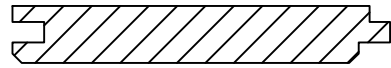
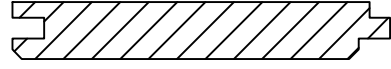
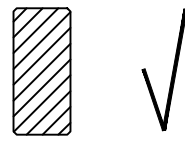
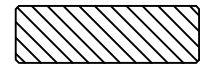
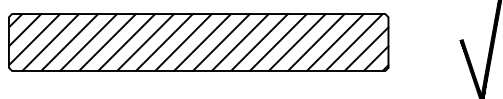
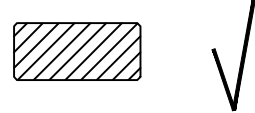
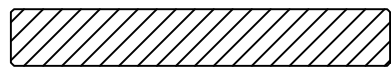
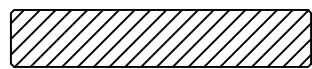




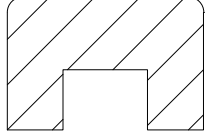
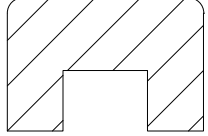
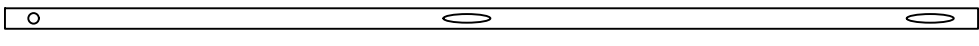
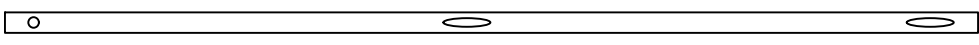
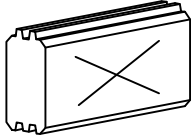
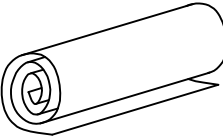
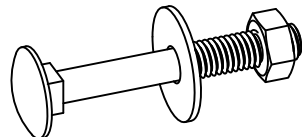
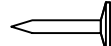


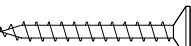
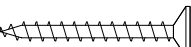



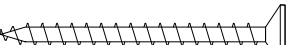
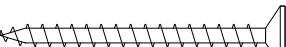
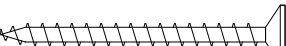
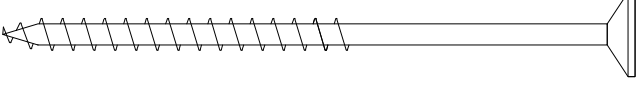
Name	ABS A mit FD 280x150_28		
Profil	2.8x11.4	Zeichnung	3D
Datum	13.04.2023		

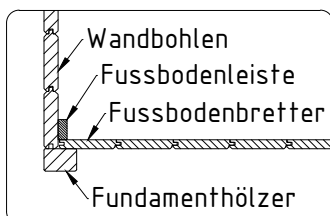
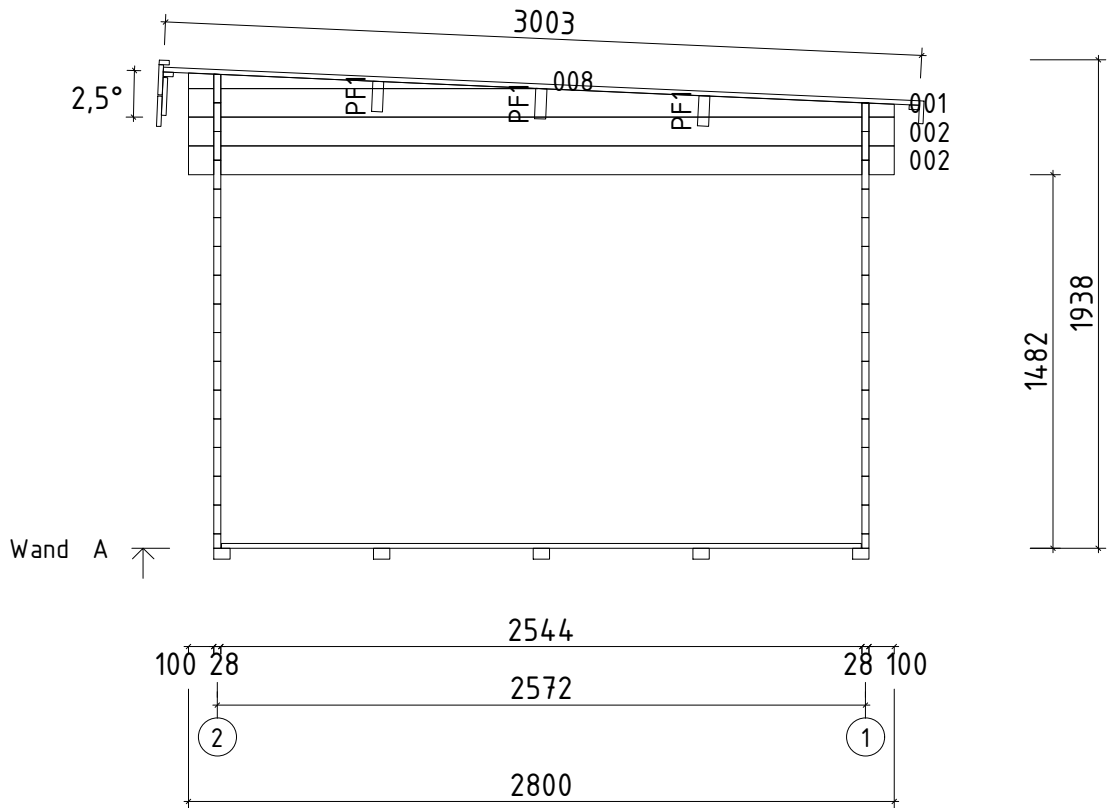
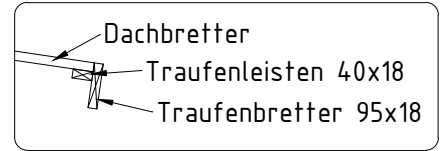
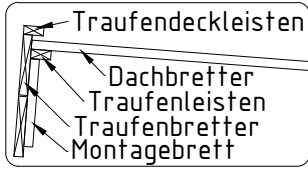


Q2 – Qualitätsklasse für Fenster und Türen

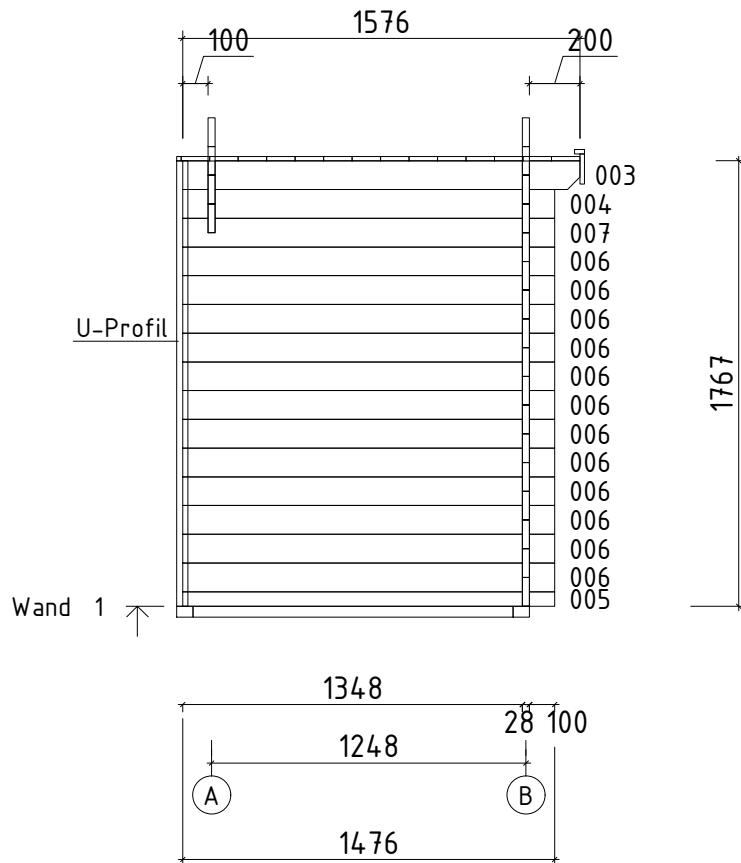
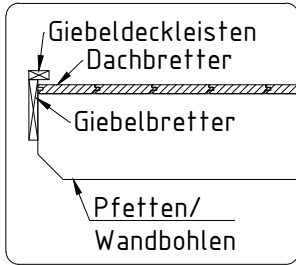
Name	ABS A mit FD 280x150_28		
Profil	2.8x11.4	Zeichnung	Grundplan , Lagerholzplan
		Datum	13.04.2023

Pos	Teileliste ABS A mit FD 280x150_28		Stck.	Profil (mm)	Länge (mm)
002			15	28x114	2800
003			2	28x114	1576
004			2	28x114	1476
005			1	28x57	1476
006			12	28x114	1476
007			1	28x114	1476
009			14	28x114	377
010			1	28x57	377
011			12	28x114	249
012			1	28x57	249
013			1	28x114	249
014			1	28x114	249
WA-1			1		
WB-1			1		
FH1		FUNDAMENTHÖLZER (imprägniert)	2	70x45	2600
FH2		FUNDAMENTHÖLZER (imprägniert)	5	70x45	1260
PF1		PFETTEN	3	44x145	1600
	DACHBRETT		15+1	113x18	3003
	FUSSBODENBRETT		13+1	113x18	2539
	FUSSBODENLEISTEN			18x40	9.0lfm
MB-1	DACHBLENDEN- Montagebrett		3	58x18	170
G02-1	GIEBELBRETT 18x120		1	18x120	3023
G05-1	GIEBELDECKLEISTEN 18x40		1	18x40	3023
T02-1	TRUFENBRETT 18x120		2	18x120	1620
T01-1	TRUFENBRETT 18x95		1	18x95	1600
Kood	ABS A mit FD 280x150_28 Materjal		File		Leht 1/3

Pos	Teileliste ABS A mit FD 280x150_28		Stck.	Profil (mm)	Länge (mm)
T04-1	TRAUFENDECKLEISTEN 18x40		1	18x40	1620
T06-1	TRAUFENLEISTEN 18x40		2	18x40	1600
UP1-1	U-PROFIL 28	 ✓	1	44x65	1767
UP1-2	U-PROFIL 28	 ✓	1	44x65	1881
SM-1	Sturmleisten		1	18x40	1653
SM-2	Sturmleisten		1	18x40	1767
SH	Schlaghölzer		3		
KP-1	DACHPAPPE	 ✓		1.7m-4st	7.0lfm
SS013	Schloßschrauben M8x60 Mutter M8 U-Scheibe Ø25 - Befestigung für Sturmleisten		6		
NG01	DACHPAPPNÄGEL 2.8x15		110		
NG2 550	NÄGEL 2.5x50 Dachbretter		150		
NG2 550	NÄGEL 2.5x50 Fussbodenbretter		130		
SR3 030	SCHRAUBEN 3.0x30 Dachblenden Montagebrett		12		
SR3 030	SCHRAUBEN 3.0x30 Fussbodenleisten		16		
SR3 030	SCHRAUBEN 3.0x30 Giebeldeckleisten		6		
SR3 030	SCHRAUBEN 3.0x30 Traufendeckleisten		4		
SR3 030	SCHRAUBEN 3.0x30 Traufenleisten		8		
SR3 545	SCHRAUBEN 3.5x45 Giebelbretter		6		
SR3 545	SCHRAUBEN 3.5x45 Traufenbretter		12		
SR3 545	SCHRAUBEN 3.5x45 U-profil		8		
SR5 0100	SCHRAUBEN 5.0x100 Fundamenthölzer		28		
	✓ - bitte selber anpassen (falls nötig)!				
Kood	ABS A mit FD 280x150_28	Materjal	File	Leht	2/3



Name	ABS A mit FD 280x150_28		
Profil	2.8x11.4	Zeichnung	WAND A
		Datum	13.04.2023



Name		ABS A mit FD 280x150_28	
Profil	2.8x11.4	Zeichnung	WAND 1
		Datum	13.04.2023

